

MSW PLASTICS INC

TEST REPORT

SCOPE OF WORK

REPORT OF TESTING 12.5 MM THICK TRUSSCORE PVC WALL PANELS FOR COMPLIANCE WITH THE APPLICABLE REQUIREMENTS OF THE FOLLOWING CRITERIA: CAN/ULC S102.2-18, STANDARD METHOD OF TESTING FOR SURFACE BURNING CHARACTERISTICS OF FLOORCOVERING, AND MISCELLANEOUS MATERIALS AND ASSEMBLIES.

REPORT NUMBER

104133526COQ-001 R0

TEST DATE(S)

11/18/19 - 11/18/19

ISSUE DATE

11/21/19

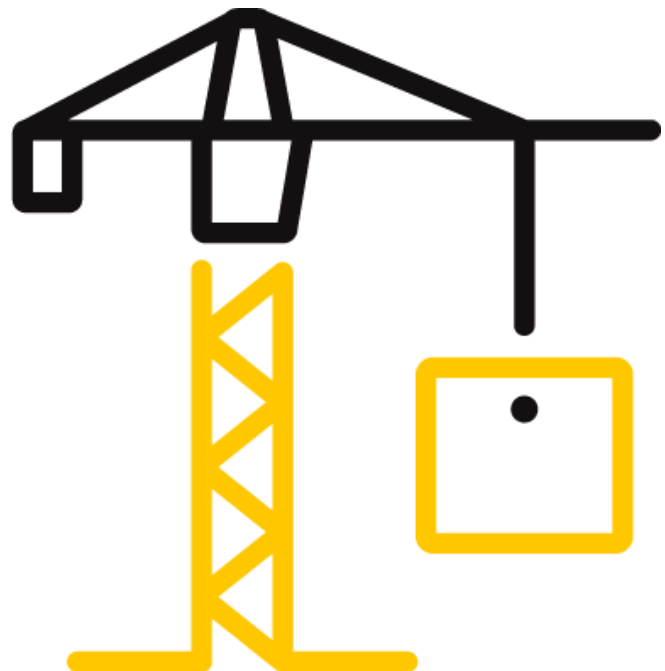
PAGES

15

DOCUMENT CONTROL NUMBER

GFT-OP-10c (AUGUST 27, 2018)

© 2017 INTERTEK



TEST REPORT FOR MSW PLASTICS INC

Report No.: 104133526COQ-001 R0

Date: 11/21/19

REPORT ISSUED TO

MSW PLASTICS INC
PO Box 29, 140 Minto Road
Palmerston, ON N0G 2P0

SECTION 1

SCOPE

Intertek Building & Construction (B&C) was contracted by MSW Plastics Inc to perform testing in accordance with S102.2-18 Standard Method of Test for Surface Burning Characteristics of Flooring, Floor Covering, and Miscellaneous Materials and Assemblies., on their 12.5 mm. thick Trusscore PVC wall panels. Results obtained are tested values and were secured by using the designated test method(s). Testing was conducted at Intertek Testing Services NA Ltd. (Intertek) test facility in Coquitlam, BC Canada.

This report does not constitute certification of this product nor an opinion or endorsement by this laboratory.


SECTION 2


SUMMARY OF TEST RESULTS

The samples of 12.5 mm. thick Trusscore PVC wall panels submitted by MSW Plastics Inc were tested in accordance with S102.2-18, Standard Method of Test for Surface Burning Characteristics of Flooring, Floor Covering, and Miscellaneous Materials and Assemblies.

The product test results are presented in Section 10 of this report.

For INTERTEK B&C:

COMPLETED BY:	Sean Fewer
TITLE:	Technician – B&C
SIGNATURE:	
DATE:	11/21/19

REVIEWED BY:	Greg Philp
TITLE:	Senior Technician – B&C
SIGNATURE:	
DATE:	11/21/19

This report is for the exclusive use of Intertek's Client and is provided pursuant to the agreement between Intertek and its Client. Intertek's responsibility and liability are limited to the terms and conditions of the agreement. Intertek assumes no liability to any party, other than to the Client in accordance with the agreement, for any loss, expense or damage occasioned by the use of this report. Only the Client is authorized to permit copying or distribution of this report and then only in its entirety. Any use of the Intertek name or one of its marks for the sale or advertisement of the tested material, product or service must first be approved in writing by Intertek. The observations and test results in this report are relevant only to the sample(s) tested. This report by itself does not imply that the material, product, or service is or has ever been under an Intertek certification program.

TEST REPORT FOR MSW PLASTICS INC

Report No.: 104133526COQ-001 R0

Date: 11/21/19

SECTION 3

TEST METHOD(S)

The specimens were evaluated in accordance with the following:

CAN/ULC S102.2-18, *Standard Method of Test for Surface Burning Characteristics of Flooring, Floor Covering, and Miscellaneous Materials and Assemblies.*

SECTION 4

MATERIAL SOURCE/INSTALLATION

Samples were submitted to Intertek directly from the client and were not independently selected for testing and Intertek accepts no responsibility for any inaccuracies provided. The sample material was received at the Evaluation Center on November 1, 2019.

SECTION 5

EQUIPMENT

ASSET #	DESCRIPTION	MODEL	CAL DUE DATE
WH 2189	Photocell	Huygen 856	5/14/20
WH 2190	Smoke Opacity Meter	Huygen	05/14/20
WH 2494	Data Logger	Yokogawa DA100	07/18/20

SECTION 6

LIST OF OFFICIAL OBSERVERS

NAME	COMPANY
Sean Fewer	Intertek B&C
Greg Philp	Intertek B&C

TEST REPORT FOR MSW PLASTICS INC

Report No.: 104133526COQ-001 R0

Date: 11/21/19

SECTION 7

TEST CALCULATIONS

The results of the tests are expressed by indexes, which compare the characteristics of the sample under tests relative to that of select grade red oak flooring and inorganic-cement board.

(A) Flame Spread Rating:

This index relates to the rate of progression of a flame along a sample in the 25 foot tunnel. A natural gas flame is applied to the front of the sample at the start of the test and drawn along the sample by a draft kept constant for the duration of the test. An observer notes the progression of the flame front relative to time.

The test apparatus is calibrated such that the flame front for red oak flooring passes out the end of the tunnel in five minutes, thirty seconds (plus or minus 15 seconds).

(B) Smoke Developed:

A photocell is used to measure the amount of light, which is obscured by the smoke passing down the tunnel duct. When the smoke from a burning sample obscures the light beam, the output from the photocell decreases. This decrease with time is recorded and compared to the results obtained for red oak, which is defined to be 100.

SECTION 8

TEST SPECIMEN DESCRIPTION

Upon receipt of the samples at the Intertek Coquitlam laboratory they were placed in a conditioning room where they remained in an atmosphere of $23 \pm 3^{\circ}\text{C}$ ($73.4 \pm 5^{\circ}\text{F}$) and $50 \pm 5\%$ relative humidity.

The sample material was identified by the client as 12.5 mm. thick Trusscore PVC wall panels

For each trial run, 17 3/8 in. wide by 24 ft. of sample material was placed on the floor of the tunnel. A layer of 6mm reinforced cement board was placed on the upper ledges of the tunnel, the tunnel lid was lowered into place, and the samples were then tested in accordance with CAN/ULC S102.2-18.

TEST REPORT FOR MSW PLASTICS INC

Report No.: 104133526COQ-001 R0

Date: 11/21/19

SECTION 9**TEST RESULTS****(A) Flame Spread**

The resultant flame spread ratings are as follows:
(Rating rounded to nearest 5)

12.5 mm. thick Trusscore PVC Wall Panels	Flame Spread	Flame Spread Rating
Run 1	9	10
Run 2	9	
Run 3	9	

(B) Smoke Developed

The areas beneath the smoke developed curve and the related classifications are as follows:
(Classification rounded to nearest 5)

0.76 mm. thick Ribcore PVC Wall Panels	Smoke Developed	Smoked Developed Classification
Run 1	342	380
Run 2	442	
Run 3	349	

(C) Observations

During the test runs, surface ignition occurred between 63 and 69 seconds; the flame then began to progress along the sample length until it reached the maximum flame spread. This was the case for all three test runs.

TEST REPORT FOR MSW PLASTICS INC

Report No.: 104133526COQ-001 R0

Date: 11/21/19

SECTION 10
CONCLUSION

The samples of 12.5 mm. thick Trusscore PVC wall panels submitted by MSW Plastics Inc exhibited the following flame spread characteristics when tested in accordance with S102.2-18, Standard Method of Test for Surface Burning Characteristics of Flooring, Floor Covering, and Miscellaneous Materials and Assemblies.

A series of three test runs of material was conducted to conform to the requirements of the National Building Code of Canada.

Sample Material	Flame Spread Rating	Smoke Developed Classification
12.5 mm. thick Trusscore PVC Wall Panels	10	380

The conclusions of this test report may not be used as part of the requirements for Intertek product certification. Authority to Mark must be issued for a product to become certified.



Total Quality. Assured.

TEST REPORT FOR MSW PLASTICS INC

Report No.: 104133526COQ-001 R0

Date: 11/21/19

1500 Brigantine Drive
Coquitlam, BC V3K 7C1

Telephone: 604-520-3321
www.intertek.com/building

SECTION 11

TEST DATA (6 PAGES)

TEST REPORT FOR MSW PLASTICS INC

Report No.: 104133526COQ-001 R0

Date: 11/21/19

CAN/ULC S102.2-18 DATA SHEETS

Run 1

Standard: Canadian ULC S102.2

Page 1 of 2

Client: MSW Plastics
Date: 11 18 2019
Project Number: 104133526
Test Number: 1
Operator: Sean Fewer
Specimen ID: Trusscore Panel

TEST RESULTS

FLAMESPREAD INDEX: 10

SMOKE DEVELOPED INDEX: 340


SPECIMEN DATA . . .

Time to Ignition (sec): 69
Time to Max FS (sec): 402
Maximum FS (mm): 995.3
Time to 527 C (sec): Never Reached
Time to End of Tunnel (sec): Never Reached
Max Temperature (C): 289
Time to Max Temperature (sec): 434
Total Fuel Burned (cubic feet): 45.70

FS*Time Area (M*min): 4.8
Smoke Area (%A*min): 539.2
Unrounded FSI: 8.9
Unrounded SDI: 342.4

CALIBRATION DATA . . .

Time to Ignition of Last Red Oak (Sec): 48.0
Red Oak Smoke Area (%A*min): 157.5

Tested By: 

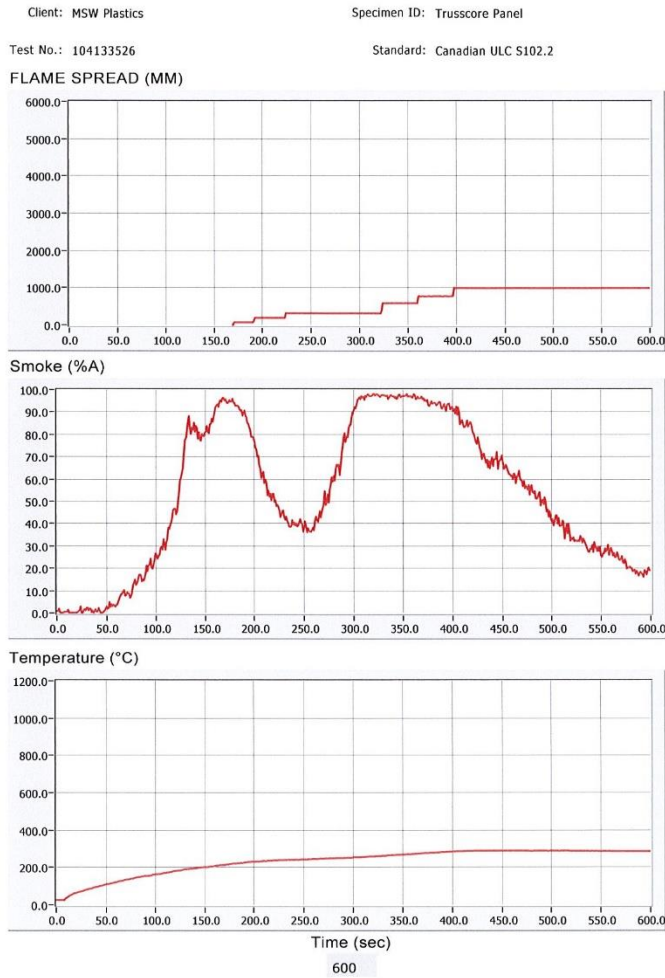
Reviewed By: 

TEST REPORT FOR MSW PLASTICS INC
Report No.: 104133526COQ-001 R0
Date: 11/21/19

CAN/ULC S102.2-18 DATA SHEETS

Run 1

Page 2 of 2



Tested By: SF

Reviewed By: [Signature]

TEST REPORT FOR MSW PLASTICS INC

Report No.: 104133526COQ-001 R0

Date: 11/21/19

CAN/ULC S102.2-18 DATA SHEETS

Run 2

Standard: Canadian ULC S102.2

Page 1 of 2

Client: MSW Plastics

Date: 11 18 2019

Project Number: 104133526

Test Number: 2

Operator: Sean Fewer

Specimen ID: Trusscore panel

TEST RESULTS

FLAMESPREAD INDEX: 10

SMOKE DEVELOPED INDEX: 440

SPECIMEN DATA . . .

Time to Ignition (sec): 63

Time to Max FS (sec): 493

Maximum FS (mm): 1170.7

Time to 527 C (sec): Never Reached

Time to End of Tunnel (sec): Never Reached

Max Temperature (C): 288

Time to Max Temperature (sec): 556

Total Fuel Burned (cubic feet): 45.70

FS*Time Area (M*min): 4.9

Smoke Area (%A*min): 696.8

Unrounded FSI: 9.1

Unrounded SDI: 442.4

CALIBRATION DATA . . .

Time to Ignition of Last Red Oak (Sec): 48.0

Red Oak Smoke Area (%A*min): 157.5

Tested By: SF

Reviewed By: [Signature]

TEST REPORT FOR MSW PLASTICS INC
Report No.: 104133526COQ-001 R0
Date: 11/21/19

CAN/ULC S102-18 DATA SHEETS Run 2

Page 2 of 2

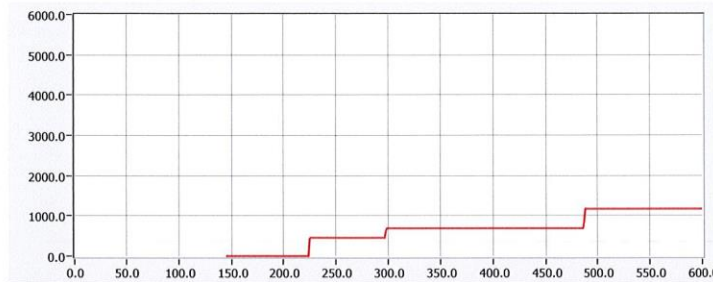
Client: MSW Plastics

Specimen ID: Trusscore panel

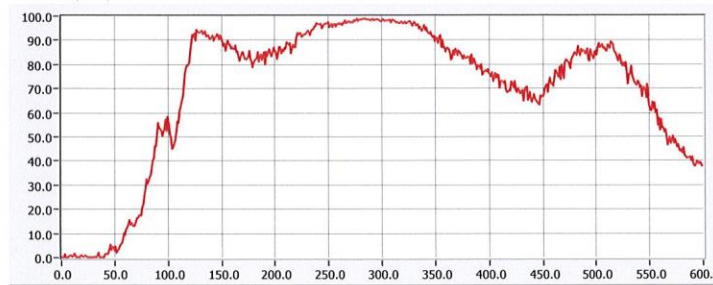
Test No.: 104133526

Standard: Canadian ULC S102.2

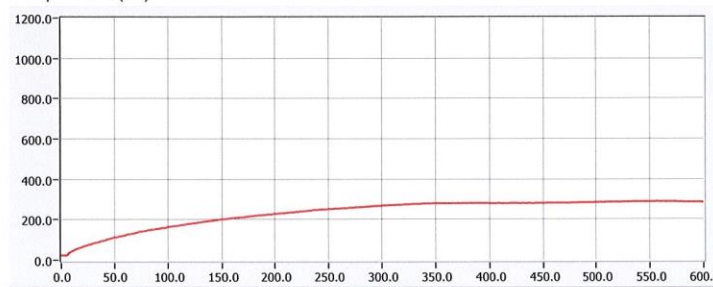
FLAME SPREAD (MM)



Smoke (%A)



Temperature (°C)



Time (sec)

600

Tested By: SF

Reviewed By: [Signature]

TEST REPORT FOR MSW PLASTICS INC

Report No.: 104133526COQ-001 R0

Date: 11/21/19

CAN/ULC S102.2-18 DATA SHEETS

Run 3

Standard: Canadian ULC S102.2

Page 1 of 2

Client: MSW Plastics

Date: 11 18 2019

Project Number: 104133526

Test Number: 3

Operator: Sean Fewer

Specimen ID: Trusscore Panels

TEST RESULTS

FLAMESPREAD INDEX: 10

SMOKE DEVELOPED INDEX: 350

SPECIMEN DATA . . .

Time to Ignition (sec): 65

Time to Max FS (sec): 360

Maximum FS (mm): 973.0

Time to 527 C (sec): Never Reached

Time to End of Tunnel (sec): Never Reached

Max Temperature (C): 273

Time to Max Temperature (sec): 436

Total Fuel Burned (cubic feet): 45.70

FS*Time Area (M*min): 4.9

Smoke Area (%A*min): 549.4

Unrounded FSI: 9.0

Unrounded SDI: 348.8

CALIBRATION DATA . . .

Time to Ignition of Last Red Oak (Sec): 48.0

Red Oak Smoke Area (%A*min): 157.5

Tested By: SF

Reviewed By: [Signature]

TEST REPORT FOR MSW PLASTICS INC

Report No.: 104133526COQ-001 R0

Date: 11/21/19

SECTION 12 PHOTOGRAPHS



Photo No. 1
Pre Test



Photo No. 2
Post Test



Total Quality. Assured.

TEST REPORT FOR MSW PLASTICS INC

Report No.: 104133526COQ-001 R0

Date: 11/21/19

1500 Brigantine Drive
Coquitlam, BC V3K 7C1

Telephone: 604-520-3321
www.intertek.com/building

SECTION 13

REVISION LOG

REVISION #	DATE	PAGES	REVISION
0	11/21/19	N/A	Original Report Issue